


How to sort your waste



FREDERIKSSUND
KOMMUNE



Together on waste

In Frederikssund Municipality, everyone has to sort several types of waste at home

Waste is not just waste. It contains valuable properties that can be used again if sorted correctly. Good sorting begins with you when you empty your milk carton, scrape your yoghurt containers clean or use the last remaining shampoo in the bottle before placing the empty packaging into the waste containers.


Frederikssund Municipality provides information about waste sorting so that everyone is able to do it correctly.

We also make sure that all households have a practical opportunity to sort their waste and have it picked up by the waste collectors, who deliver your waste to the right places so that it can be given a new lease of life.

That's why we are together on waste!

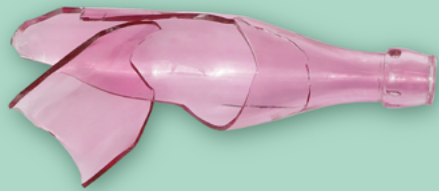
This booklet explains how to sort your waste.





Glass

Unscrew lids and
put them in metal or
plastic



Yes please

- Glass bottles
- Jam jars
- Glass packaging
- Glass drinkware
- Vitamin jars
- Glass spirit bottles
- Spice jars
- Broken glass


No thanks

- Porcelain
→ recycling centre
- Ceramics
→ recycling centre
- Chemical bottles
→ environmental waste box
- Window glass
→ recycling centre
- Mirrors
→ recycling centre
- Ovenproof dishes
→ recycling centre
- Crystal glass
→ recycling centre



Paper

Paper must be clean and dry when discarded



Yes please

- Newspapers
- Advertisements
- Printed matter
- Magazines
- Brochures
- Office paper
- Window envelopes
- Receipts


No thanks

- Plastic covers and plastic wraps
→ **plastic**
- Wet or dirty paper
→ **residual waste**
- Cardboard packaging
→ **cardboard**
- Gift wrap and ribbon
→ **residual waste**
- Books
→ **recycling centre**
- Baking parchment, etc.
→ **residual waste**
- Flour bags
→ **residual waste**



Cardboard

Styrofoam and plastic must be removed from cardboard boxes before being discarded



Yes please

- Cardboard boxes
- Corrugated cardboard
- Cardboard packaging
- Carton packaging
- Shoe boxes
- Cardboard tubes
- Cartons
- Egg trays

No thanks

- Pizza boxes → residual waste
- Wet or dirty cardboard → residual waste
- Books → recycling centre
- Styrofoam → recycling centre
- Paper cups → residual waste



Food waste

Always use the green bags for food waste




Remember to tie the bag

Yes please

- Fruit and vegetables
- Coffee filters and tea bags
- Eggshells
- Meat and cold cuts leftovers
- Fish and shellfish
- Bread, biscuits and cakes
- Rice and pasta
- Dairy products

No thanks

- Animal bedding → residual waste
- Plants and soil → garden waste
- Napkins → residual waste
- Baking parchment, etc. → residual waste



Residual waste

Residual waste is what is left after you have sorted your waste out for recycling



Yes please

- Pizza boxes
- Crisp bags and coffee bags
- Gift wrap
- Napkins
- Nappies and sanitary towels
- Cotton buds
- Hoover bags
- Cat litter and animal litter

No thanks

- Batteries → environmental waste box
- Electronics → recycling centre
- Chemicals → environmental waste box
- Light bulbs → environmental waste box
- Stones and soil → recycling centre

Affald

– er vi sammen om

Unsure about how to sort your waste?

If you are unsure about how to sort your waste, you can download the Perfect Waste app. Open it on your mobile and just scan the barcode on your waste – it will tell you how to sort it.

FREDERIKSSUND
KOMMUNE

Team Affald
Torvet 2
3600 Frederikssund

affald@frederikssund.dk
Phone +45 47 35 10 00
frederikssund.dk